

THOMAS

The perfect combination of simplicity, elegance and charm to light up your living room.



THOMAS



Open corner with 2,5 seater



2,5 seater



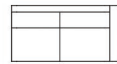
2 seater
Art. No.: 15527
Dimensions:
H83 x D91 x W167cm



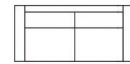
2,5 seater
without arms
Art. No.: 15529
Dimensions:
H83 x D91 x W151cm



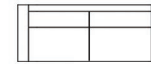
2,5 seater
with 1 arm (L)
Art. No.: 15169
Dimensions:
H83 x D91 x W147cm



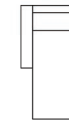
2,5 seater
with 1 arm (R)
Art. No.: 15170
Dimensions:
H83 x D91 x W147cm



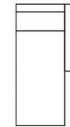
2,5 seater
Art. No.: 15528
Dimensions:
H83 x D91 x W197cm



3 seater
Art. No.: 15526
Dimensions:
H83 x D91 x W226cm



Chaiselongue
with 1 arm (L)
Art. No.: 15530
Dimensions:
H x D x Wcm



Chaiselongue
with 1 arm (R)
Art. No.: 15531
Dimensions:
H x D x Wcm



Open corner part (L)
Art. No.: 15171
Dimensions:
H83 x D212 x W91cm



Open corner part (R)
Art. No.: 15172
Dimensions:
H83 x D212 x W91cm



Footstool
Art. No.: 15532
Dimensions:
H x D x Wcm

Technical data



Arm - 23cm



18105
Mondo
black metal
H-170

19034
Black metal
angled
H-170



Fabric



Reversible
back cushion



Modular