

# PORTLAND

Wide and soft modular seating system.  
Destined for a single purpose: comfort.





# PORTLAND



# PORTLAND



Chaiselongue



3 seater



1 seater



1 seater



Chaiselongue



3 seater



3 seater



1 seater



Chaiselongue



# PORTLAND



Open corner



Chaiselongue



Open corner

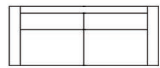


3 seater

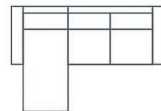
## Technical data



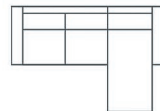
1 seater  
without arms  
Art. No.: 14960  
Dimensions:  
H80 x D97 x W94cm



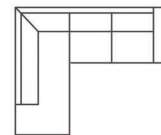
3 seater  
Art. No.: 14378  
Dimensions:  
H80 x D97 x W226cm



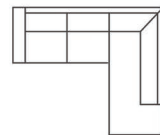
Chaiselongue (L)  
Art. No.: 13944  
Dimensions:  
H80 x D185 x W297cm



Chaiselongue (R)  
Art. No.: 13945  
Dimensions:  
H80 x D185 x W297cm



Open corner (L)  
Art. No.: 13926  
Dimensions:  
H80 x D225 x W297cm



Open corner (R)  
Art. No.: 13927  
Dimensions:  
H80 x D225 x W297cm



Arm - 19cm



Fabric



Feathers



Removable cover



Reversible  
back cushion